



**Your Assembly Workspace Partner**

A woman with a red bandana, wearing a blue and white checkered sleeveless shirt and dark jeans, is sitting on a grey tiled floor. She is holding a pair of light-colored sneakers. Behind her is a large white tool cabinet with multiple blue drawers. The cabinet is on wheels and has a large white pegboard mounted on top, which is filled with various tools like wrenches, sockets, and screwdrivers. The background shows a workshop environment with large windows and some equipment. A blue geometric graphic is overlaid on the left side of the image.

**CATALOGUE**



NEW

Caster types

Page 448



maxmobile 1, maxmobile 2

Page 450



Drawer tool sets

Page 460



NEW

Mobile drawer cabinets

Page 466



NEW

Mobile workbenches

Page 478



NEW

Mobile computer, measuring and testing stations

Page 488



Multi-trolleys, parts trolleys

Page 496



NEW

Other mobile units

Page 502



Mobile workraster unit

Page 514



Mobile workergo unit

Page 518



Mobile workline unit

Page 519

NEW



## Caster types for drawer cabinets

- For safety reasons, the maximum total load for a set of casters is 75% of the indicated load capacity



04ST500L80



04ST500LF80



04ST736B80



04ST736L80



04ST736LF80

### Casters for T500 mobile drawer cabinets

- Steering caster with back hole, Ø 80 mm
- Load capacity per caster 50 kg

Item no.	Version
04ST500L80	Steering caster without lock
04ST500LF80	Steering caster with lock

### Casters for T736 mobile drawer cabinets

- Fixed and steering caster with screw-on plate, Ø 80 mm
- Wheel made of high-quality, unbreakable polyamide 6, natural white
- Load capacity per caster 200 kg

Item no.	Version
04ST736B80	Fixed caster
04ST736L80	Steering caster without lock
04ST736LF80	Steering caster with lock



04SWEL125



04SWELF125



04ST736B125



04ST736L125



04ST736LF125

### Casters for T500 mobile drawer cabinets

- Steering caster with back hole, Ø 125 mm
- Wheel made of high-quality elastic solid rubber
- Quiet running, low roll resistance, very gentle on floors
- Load capacity per caster 150 kg

Item no.	Version
04SWEL125	Steering caster without lock
04SWELF125	Steering caster with lock

### Casters for T736 mobile drawer cabinets

- Fixed and steering caster with screw-on plate, Ø 125 mm
- Wheel made of high-quality elastic solid rubber
- Quiet running, low roll resistance, very gentle on floors
- Load capacity per caster 150 kg

Item no.	Version
04ST736B125	Fixed caster
04ST736L125	Steering caster without lock
04ST736LF125	Steering caster with lock

# Caster types for workbenches



- For safety reasons, the maximum total load for a set of casters is 75% of the indicated load capacity



04SWEL125                      04SWELF125



04WB200                      04WL200                      04WLF200

## Casters for T500 and T750 mobile workbenches

- Steering caster with back hole, Ø 125 mm
- Wheel made of high-quality elastic solid rubber
- Quiet running, low roll resistance, very gentle on floors
- Load capacity per caster 150 kg

Item no.	Version
04SWEL125	Steering caster without lock
04SWELF125	Steering caster with lock

## Casters for T750 mobile box workbenches

- Fixed and steering caster with screw-on plate, Ø 200 mm
- Wheel made of standard solid rubber
- Very high driving comfort, quiet running, very gentle on floors
- Load capacity per caster 205 kg

Item no.	Version
04WB200	Fixed caster
04WL200	Steering caster without lock
04WLF200	Steering caster with lock

## maxmobile 1 and workergo series



04MB100                      04ML100                      04MLF100



4XXXXXMB100                      4XXXXXMLF100

## Casters for maxmobile 1

- Fixed and steering caster with back hole, Ø 100 mm
- Wheel made of high-quality thermoplastic rubber elastomer (TPE)
- High driving comfort, quiet running, low roll and swivel resistance, gentle on floors
- Load capacity per caster 110 kg

Item no.	Version
04MB100	Fixed caster
04ML100	Steering caster without lock
04MLF100	Steering caster with lock

## workergo series expander casters

- Fixed and steering caster, Ø 100 mm
- Wheel made of high-quality thermoplastic rubber elastomer (TPE)
- High driving comfort, quiet running, low roll and swivel resistance, gentle on floors
- Load capacity per caster 110 kg

Item no.	Version
4XXXXXMB100	Fixed caster
4XXXXXML100	Steering caster without lock
4XXXXXMLF100	Steering caster with lock



# Mobile logistics systems

## maxmobile 1 and 2

*maxmobile*

Series	Series
maxmobile 1	maxmobile 2



	Housing W x D	Housing W x D
	630 x 390	630 x 490
Height	Usable heights	Usable heights
208	—	—
215	—	—
358	—	—
365	—	—
465	—	—
469	—	—
500	—	—
519	—	—
619	—	—
719	600	600
819	—	—
919	—	—
1019	—	—
1319	—	—
1519	—	—

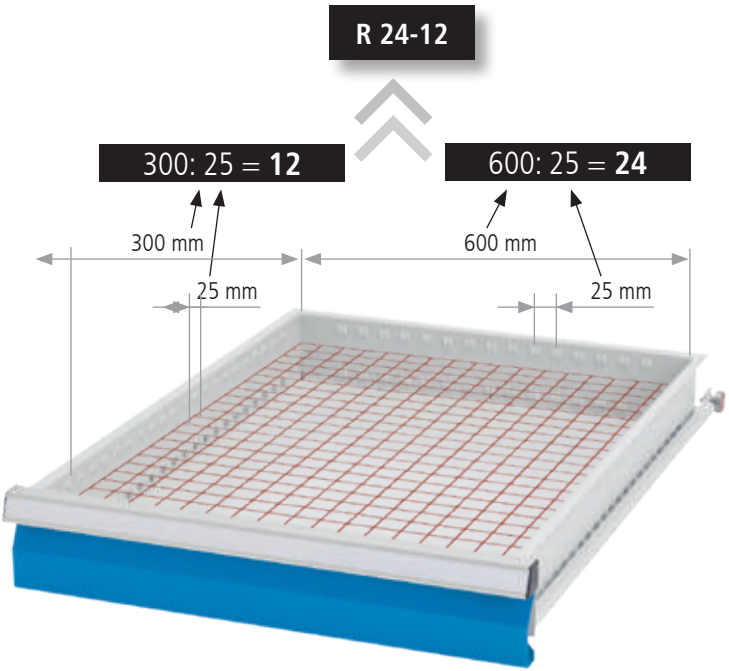


	Drawer W x D	Drawer W x D
	600 x 300	600 x 400
Height	Load capacity	Load capacity
50	35 kg	35 kg
75	35 kg	35 kg
100	35 kg	35 kg
125	—	—
150	35 kg	35 kg
175	—	—
200	35 kg	35 kg
250	—	—
300	—	—
400	—	—



	Series	Series
	maxmobile 1	maxmobile 2
	T390 24-12	T490 24-16
Grid:	<b>R 24-12</b>	<b>R 24-16</b>

## Grid subdivision



- Internal usable area: 600 x 300 mm
- Drawers with full pull-out (FP) 100 %, load capacity 35 kg
- Supplied without decoration, tools and hooks



#### maxmobile 1

- 5x drawer
- 2x fixed and 2x steering caster with locks, Ø 100 mm
- 1x waste bin, 1x bottle and can holder
- 1x support tray, 1x wooden panel, 1x side cover panel
- 1x swivelling laptop tray
- 1x perforated wall setup 300 mm with swivelling side parts

Item no.	Dimensions in mm (WxDxH)
08.88.90-1	780 x 480 x 1540



#### maxmobile 2

- 6x drawer
- Axle with 2x fixed caster, Ø 150 mm, 2x steering caster with lock, Ø 100 mm
- 1x waste bin, 1x bottle and can holder
- 1x support tray, 1x wooden panel, 1x side flap
- 1x swivelling laptop tray
- 1x perforated wall setup 300 mm with swivelling side parts

Item no.	Dimensions in mm (WxDxH)
08.89.92-1	780 x 480 x 1540



#### maxmobile 2

- 5x drawer
- Axle with 2x fixed caster, Ø 150 mm, 2x steering caster with lock, Ø 100 mm
- 1x bottle and can holder
- 1x waste bin, 1x support tray, 1x wooden panel, 1x side flap
- 1x swivelling laptop tray

Item no.	Dimensions in mm (WxDxH)
08.89.90-1	780 x 580 x 912



#### maxmobile 2

- 5x drawer
- 1x waste bin, 1x support tray, 1x wooden panel, 1x side cover panel
- 1x swivelling laptop tray
- Axle with 2x fixed caster, Ø 150 mm, 2x steering caster with lock, Ø 100 mm
- With wooden shelves
- 1x perforated wall setup 600 mm with swivelling side walls

Item no.	Dimensions in mm (WxDxH)
08.89.303-1	780 x 580 x 912



# maxmobile 1



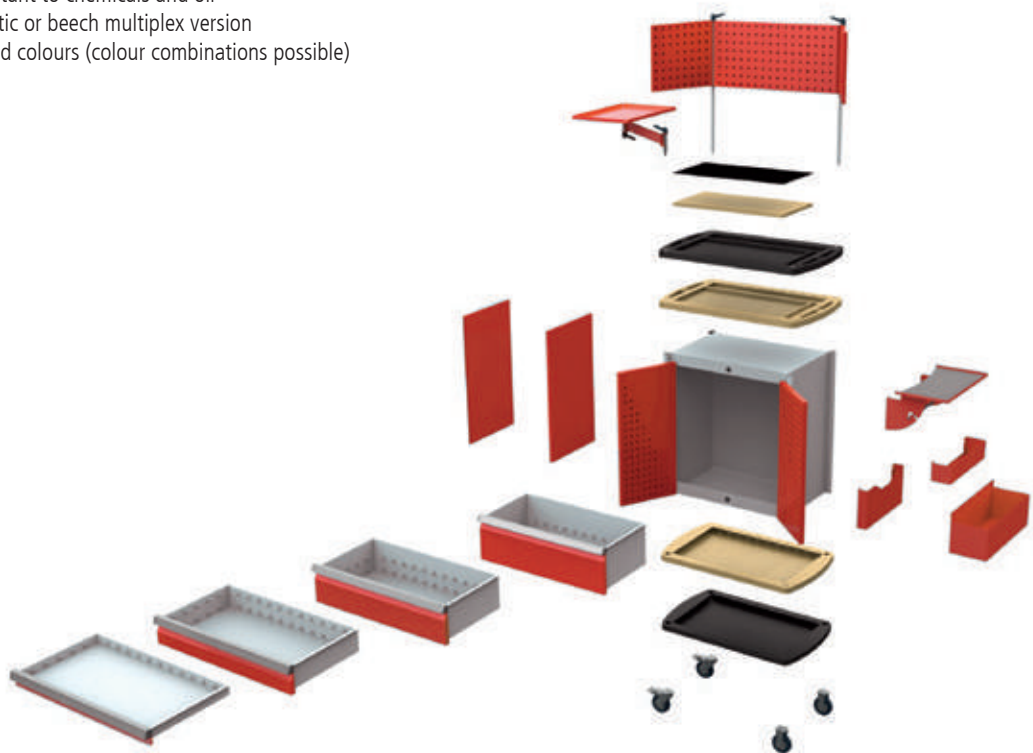
## maxmobile 1



- Internal usable area: 600 x 300 mm
- 100 % full pull-out of drawers with max. 35 kg load capacity
- Central locking
- Precise locking and self-retraction
- Circumferential impact and heel protection
- 2x fixed and 2x steering caster with locks, Ø 100 mm
- Comprehensive range of divider material
- Wide range of accessories for every application
- Plastic support surface with moulded surfaces for small parts and ergonomic handles
- Support surface is highly resistant to chemicals and oil
- Support surface in either plastic or beech multiplex version
- Powder coating in 15 standard colours (colour combinations possible)

### Your advantages:

- Space-saving
- Small and manoeuvrable
- Comfortable, safe ride
- Theft-proof central locking with "B+H" locking system
- Wide range of accessories for every application
- Comprehensive range of divider material
- Individual configuration
- Eco-friendly painting procedure
- No risk of injury from snagging



### maxmobile 1

- 2x hinged door
- 1x internal perforated wall on each side
- 1x shelf

Item no.	Dimensions in mm (WxDxH)
08.88.03	780 x 480 x 912



### maxmobile 1

- 6x drawer
- 1x side cover panel

Item no.	Dimensions in mm (WxDxH)
08.88.93	780 x 480 x 912



### maxmobile 1

- 6x drawer
- 1x side cover panel

Item no.	Dimensions in mm (WxDxH)
08.88.92	780 x 480 x 912



## maxmobile 1

### maxmobile 1

- 4x drawer
- 1x side cover panel

Item no.	Dimensions in mm (WxDxH)
08.88.91	780 x 480 x 912



## Individual arrangement

### 2x hinged door with lock

- Cylinder lock with central locking

Item no.	Usable heights (mm)
08.88.FLGSE	600



### Support rail for open fronted storage bins

- For hanging on the perforated wall

Item no.	Width in mm
03.900.06	300
03.900.05	450



### Open fronted storage bins

- Polypropylene

Item no.	Dimensions in mm (WxDxH)
03.900.001	100 x 95 / 65 x 50
03.900.002	100 x 175 / 140 x 75
03.900.003	145 x 235 / 195 x 125



### Hook assortment

- 10 parts

Item no.
03.87.395-10

NEW




### Housing with 2x fixed and 2x steering caster with locks, Ø 100 mm

Item no.	Dimensions in mm (WxDxH)	Usable height in mm
08.88.10	780 x 480 x 912	600

## Drawers

- 600 x 300 mm (W x D) with full pull-out 100 % – 35 kg

Item no.	Front height	Shell height	Usable height	Load capacity
08.88.60	50	35	40	35 kg
08.88.59	75	60	65	35 kg
08.88.61	100	85	90	35 kg
08.88.62	150	135	140	35 kg
08.88.63	200	185	190	35 kg



#### Beech multiplex panel

- For inserting in the plastic storage area

Item no.	Dimensions in mm (WxDxH)
08.88.70	570 x 280 x 15



#### Support tray

- With paper roll holder

Item no.	Dimensions in mm (WxD)
08.88.72	435 x 200



#### Swivelling laptop tray

- With locking

Item no.	Dimensions in mm (WxD)
08.88.73	300 x 420



#### Bottle and can holder

- Hung on the side

Item no.	Dimensions in mm (WxDxH)
08.88.74	380 x 90 x 85



#### Document holder

- Hung on the side

Item no.	Dimensions in mm (WxDxH)
08.88.75	380 x 45 x 190



#### Waste bin

- Hung on the side

Item no.	Dimensions in mm (WxDxH)
08.88.76	375 x 170 x 150



#### Perforated wall setup

- With swivelling side parts

Item no.	Dimensions in mm (W x H)
08.88.77	1250 x 300
08.89.50	1380 x 600

- Without swivelling side walls

Item no.	Dimensions in mm (W x H)
08.88.89	630 x 300
08.89.51	630 x 568



#### Perforated side wall

- Hung on the side

Item no.	Dimensions in mm (WxDxH)
08.88.79	388 x 15 x 712



#### Side cover panel

- Semi-circular, hung on the side

Item no.	Dimensions in mm (WxDxH)
08.88.81	388 x 15 x 712

### Drawer inserts R 24-12, internal dimensions 600 x 300 mm



- 2x TP with 2 troughs
- 4x TP with 3 troughs
- 2x TP with 4 troughs
- 4x SDIV for 2 troughs
- 12x SDIV for 3 troughs
- 8x SDIV for 4 troughs

Item no.	Front
08.88.30	50

- Foam mat

Item no.	Front
08.88.41	100

- 3x CCR 300 mm
- 8x DIV 150 mm

Item no.	Front
08.88.36	100
08.88.37	150
08.88.42	200

- 2x CCR 300 mm
- 6x DIV 200 mm

Item no.	Front
08.88.38	100
08.88.39	150
08.88.43	200

- 4x SPB 150 x 150 mm
- 6x SPB 75 x 150 mm
- 4x SPB 75 x 75 mm

Item no.	Front
08.88.34	50
08.88.35	100

CCR = Centre compartment rails, DIV = Divider, SPB = Small Parts Box, TP = Trough Plate, SDIV = Slot-in divider



maxmobile 2



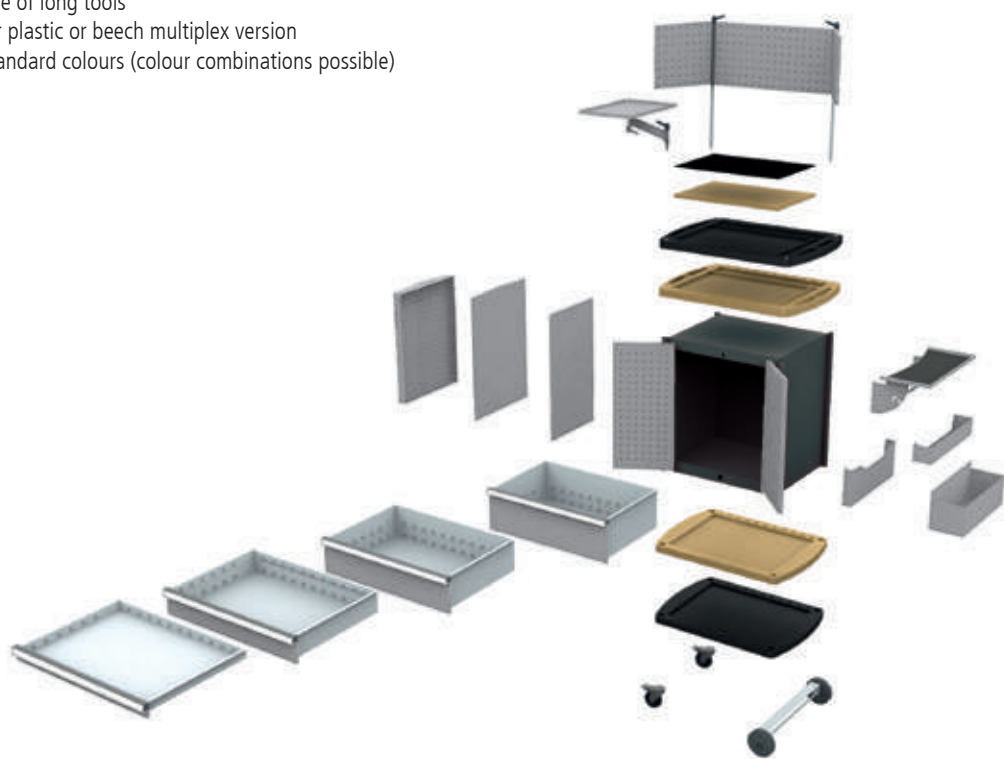
## maxmobile 2



- Internal usable dimension 600 x 400 mm
- 100 % full pull-out of drawers with max. 35 kg load capacity
- Central locking
- Precise locking and self-retraction
- Circumferential impact and heel protection
- Axle with 2x fixed caster, Ø 150 mm, 2x steering caster with lock, Ø 100 mm
- Comprehensive range of divider material
- Wide range of accessories for every application
- Plastic support surface with moulded surfaces for small parts and ergonomic handles
- Support surface is highly resistant to chemicals and oil
- Side cover for the storage of long tools
- Support surface in either plastic or beech multiplex version
- Powder coating in 15 standard colours (colour combinations possible)

### Your advantages:

- Reinforced wheel set for higher load
- maxmobile 2 offers 25% more volume
- Larger storage shelves
- More storage space
- Theft-proof central locking with "B+H locking system"
- Wide range of accessories for every application
- Individual configuration
- No risk of injury from snagging



### maxmobile 2

- 4x drawer
- 1x side cover panel

Item no.	Dimensions in mm (WxDxH)
08.89.91	780 x 580 x 912



### maxmobile 2

- 6x drawer
- 1x side cover panel

Item no.	Dimensions in mm (WxDxH)
08.89.93	780 x 580 x 912



### maxmobile 2

- 6x drawer
- 1x side cover panel

Item no.	Dimensions in mm (WxDxH)
08.89.92	780 x 580 x 912



maxmobile 2

maxmobile 2

- 2x hinged door, each with 1x internal perforated wall
- 1x shelf
- 1x internal perforated wall on each side

Item no.	Dimensions in mm (WxDxH)
08.89.03	780 x 580 x 912



Individual arrangement

2x hinged door with lock

- Cylinder lock with central locking


Item no.	Usable heights (mm)
08.88.FLGSE	600



Side flap

- For long tools

Item no.	Dimensions in mm (WxDxH)
08.89.88	490 x 70 x 600



Anti-slip mat insert

- For inserting in the plastic storage area

Item no.	Dimensions in mm (WxDxH)
08.89.71	570 x 380 x 3

NEW



Housing with 2x caster, Ø 150 mm, 2x steering caster with lock, Ø 100 mm


- Total height = 600 mm usable height + 119 mm +150 mm

Item no.	Dimensions in mm (WxDxH)	Usable height in mm
08.89.10	780 x 580 x 912	600

Drawers

- 600 x 400 mm (W x D) with full pull-out 100 % – 35 kg

Item no.	Front height	Shell height	Usable height	Load capacity
08.89.60	50	35	40	35 kg
08.89.59	75	60	65	35 kg
08.89.61	100	85	90	35 kg
08.89.62	150	135	140	35 kg
08.89.63	200	185	190	35 kg



#### Beech multiplex panel

- For inserting in the plastic storage area

Item no.	Dimensions in mm (WxDxH)
08.89.70	570 x 380 x 15



#### Support tray

- With paper roll holder

Item no.	Dimensions in mm
08.89.72	535 x 200



#### Swivelling laptop tray

- With locking

Item no.	Dimensions in mm
08.88.73	300 x 420



#### Bottle and can holder

- Hung on the side

Item no.	Dimensions in mm (WxDxH)
08.89.74	480 x 90 x 85



#### Document holder

- Hung on the side

Item no.	Dimensions in mm (WxDxH)
08.89.75	480 x 45 x 190



#### Waste bin

- Hung on the side

Item no.	Dimensions in mm (WxDxH)
08.89.76	475 x 170 x 150



#### Perforated wall setup

- With swivelling side parts

Item no.	Dimensions in mm (W x H)
08.88.77	1250 x 300
08.89.50	1380 x 600

- Without swivelling side walls

Item no.	Dimensions in mm (W x H)
08.88.89	630 x 300
08.89.51	630 x 568



#### Perforated side wall

- Hung on the side

Item no.	Dimensions in mm (WxDxH)
08.89.79	488 x 15 x 712



#### Side cover panel

- Semi-circular, hung on the side

Item no.	Dimensions in mm (WxDxH)
08.89.81	488 x 15 x 712

### Drawer inserts R 24-16, internal dimensions 600 x 400 mm



- 2x CCR 400 mm
- 5x DIV 200 mm

Item no.	Front
168-136-100	100
168-136-150	150
168-136-200	200



- 5x SPB 150 x 150 mm
- 4x SPB 75 x 150 mm
- 4x SPB 75 x 75 mm
- 1x DIV 600 mm
- 2x DIV 100 mm

Item no.	Front
168-132	100




- 3x CCR 400 mm
- 8x DIV 150 mm

Item no.	Front
168-139-100	100
168-139-150	150
168-139-200	200

CCR = Centre compartment rails, DIV = Divider, SPB = Small Parts Box, TP = Trough Plate, SDIV = Slot-in divider

# Drawer tool sets

## maxmobile 1 drawer tool sets



### Tubular socket/double ended flexible joint keys, 16 pcs.

- Inlet two-coloured black/blue
- Box spanner, DIN 896, form B  
6 x 7, 8 x 9, 10 x 11, 12 x 13, 14 x 15, 16 x 17, 18 x 19, 20 x 22 mm
- Tommy bar, 6 steps, 6 – 32 mm
- Adjustable spanner, 10"/250 mm
- Double-ended flex head socket spanner  
8 x 9, 10 x 11, 12 x 13, 14 x 15, 16 x 17, 18 x 19 mm

Item no.	Dimensions in mm (WxD)
08.88.201	600 x 300



### Set of T-handle screwdrivers, 15 pcs.

- Inlet two-coloured black/blue
- Hex T-handle screwdriver, DIN 911, 2, 3, 4, 5, 6, 8, 10 mm
- T-handle screwdriver, internal Torx TX 10, 15, 20, 25, 27, 30, 40, 45

Item no.	Dimensions in mm (WxD)
08.88.200	600 x 300

## Accessories for individual configuration of maxmobile 1 and 2



### Cutting tool, 50 mm

- Flat wide tool for individual creation of inlets

Item no.	Dimensions in mm
08.90.01	50 mm



### Cutting tool, 20 mm

- Flat small tool for individual creation of inlets


Item no.	Dimensions in mm
08.90.02	20 mm



### Cutting tool, 20 x 20 mm

- Semicircular tool for individual creation of inlets

Item no.	Dimensions in mm
08.90.03	20 x 20



### Inlet, untreated

- 2 colours: blue 5 mm, black 20 mm height


Item no.	W x D in mm
08.90.10	600 x 300
08.90.11	600 x 400



**Set of hammers, files, chisels and saws, 16 pcs.**


- Inlet two-coloured black/blue
- Fitter's hammer, DIN 1041, 500 g
- Plastic embossing and dinging hammer, 32 mm
- Engineer's file, DIN 7261 A, 200 mm flat, triangular, round, square and half-round
- Metal saw frame, 250 mm
- Tool set, 6 pcs., plastic feeler gauge, 100 mm sheet, bolted, 20 x 2 – 40/100
- Steel tape measure 3 m

Item no.	Dimensions in mm (WxD)
08.88.203	600 x 300

**Key set, 21 pcs.**

- Inlet two-coloured black/blue
- Combination spanner DIN 3113 A, 6, 7, 8, 9, 10, 11, 12, 13, 14, 17, 19, 22, 24 mm
- Double-ended ring spanners, DIN 838 6 x 7, 8 x 9, 10 x 11, 12 x 13, 14 x 15, 16 x 17, 18 x 19, 20 x 22 mm

Item no.	Dimensions in mm (WxD)
08.88.204	600 x 300

**Set of 1/4"-12" socket keys, 71 pcs.**

- Inlet two-coloured black/blue
- 1/2" reversible ratchet, 270 mm
- 1/2" extension, 75 and 250 mm
- 1/2" cardan joint, 75 mm
- 1/2" hex socket 10, 11, 12, 13, 14, 15, 16, 17, 19, 22, 24, 27, 30, 32 mm
- 1/4" reversible ratchet, safety extension, 140 mm
- 1/4" extension, DIN 3123, 50 and 100 mm
- 1/4" drive handle, DIN 3122, 150 mm
- 1/4" hex socket 4, 4.5, 5, 5.5, 6, 7, 8, 9, 10, 11, 12, 13, 14 mm
- 1/4" internal Torx socket, TX 8, 10, 15, 20, 25, 27, 30, 40
- 1/4" external Torx socket, E 4, 5, 6, 7, 8, 10, 11
- 1/4" cross-head socket, PH 1, 2, 3
- 1/4" slot drive socket, 4 x 25, 5,5 x 25, 7 x 25 mm
- Angled hex key, long, ball head, 9 pcs. 1.5 – 10 mm

Item no.	Dimensions in mm (WxD)
08.88.205	600 x 300

**Set of pliers/screwdrivers, 14 pcs.**


- Inlet two-coloured black/blue
- Cross-head screwdriver, Pozidriv, DIN ISO 8764-1/-2, PZ 1, 2, 3
- Cross-head screwdriver, DIN ISO 8764-1/-2, PH 1, 2, 3
- Workshop screwdriver, DIN 5265, D, 6,5 x 150, 5,5 x 125, 6,5 x 125 mm
- Water pump pliers, ISO 8976, B, 240 mm
- High leverage combination pliers, DIN ISO 5746, 7" / 180 mm
- Diagonal cutter, DIN ISO 5749, 6.1/4" / 160 mm
- Telephone pliers, ISO 5745, straight, 6.3/4" / 170 mm
- Universal grip pliers, 10" / 250 mm

Item no.	Dimensions in mm (WxD)
08.88.206	600 x 300



# Drawer tool sets

## maxmobile 2 drawer tool sets



### Set of spanners, 100, 8 pcs.

- Inlet two-coloured black/blue
- Double open-ended spanner DIN 3110 6 x 7, 8 x 9, 10 x 11, 12 x 13, 14 x 15, 16 x 17, 18 x 19, 20 x 22 mm

Item no.	Dimensions in mm
08.89.200	400 x 200



### Set of spanners, 185, 8 pcs.

- Inlet two-coloured black/blue
- Combination spanner, DIN 3113 A 8, 10, 11, 13, 14, 17, 19, 22 mm

Item no.	Dimensions in mm
08.89.201	400 x 200



### Set of spanners, 190, 8 pcs.

- Inlet two-coloured black/blue
- Combination spanner, DIN 3113 B 8, 10, 11, 13, 14, 17, 19, 22 mm

Item no.	Dimensions in mm (WxD)
08.89.202	400 x 200



### Set of hammers, chisels and drift punches, 11 pcs.

- Inlet two-coloured black/blue
- Fitter's hammer, DIN 1041, 500 g
- Flat chisel, DIN 6453, form A, 150 and 200 mm
- Centre punch, pin punch, DIN 6450, form C, 3, 4, 5, 6 mm
- Suprabeam Q1 LED tube light
- Snap-off knife, 18 mm
- Steel tape measure 3 m


Item no.	Dimensions in mm (WxD)
08.89.203	400 x 200



### Set of 1/4" socket keys, 84 pcs.

- Inlet two-coloured black/blue 1/4" reversible ratchet
- Safety extension, 140 mm, 1/4" sliding T-handle, DIN 3122, 115 mm
- 1/4" cardan joint, DIN 3123, 37 mm
- 1/4" extension, DIN 3123, 50 and 100 mm
- 1/4" drive handle, DIN 3122, 150 mm
- 1/4" hex socket 4, 4.5, 5, 5.5, 6, 7, 8, 9, 10, 11, 13 mm
- 1/4" slot drive socket, 4 x 25, 5,5 x 25, 7 x 25 mm
- 1/4" cross-head socket, PH 1, 2, 3
- 1/4" hex socket, 3, 4, 5, 6, 8 mm
- 1/4" connector, A/M 3/8" - I/F 1/4", 1/4" insert
- External Torx, E 4, 5, 6, 7, 8, 10, 11
- 1/4" internal Torx socket, TX 8, 10, 15, 20, 25, 27, 30, 40
- Angled hex key, long, ball head, 9 pcs. 1.5 – 10 mm
- 1/4 connector for 1/4" bits, A/M 1/4" - I/F 1/4"
- Torx bit assortment with 72 teeth ratchet, 31 pcs.

Item no.	Dimensions in mm (WxD)
08.89.204	400 x 200



### Set of socket keys 1/2", hex key, 22 pcs.


- Inlet two-coloured black/blue
- 1/2" reversible ratchet, safety locking 270 mm
- 1/2" sliding T-handle, DIN 3122, 300 mm
- 1/2" cardan joint, 75 mm
- 1/2" extension, swivelling, 125 and 250 mm
- 1/2" hex socket 10, 11, 12, 13, 14, 15, 16, 17, 18, 19, 20, 21, 22, 24, 27, 30, 32 mm

Item no.	Dimensions in mm (WxD)
08.89.205	400 x 200

**Set of screwdrivers, 10 pcs.**

- Inlet two-coloured black/blue
- Electrician's screwdriver, DIN 5265, carburettor screwdriver 4 x 80 mm, PH1
- Workshop screwdriver, DIN 5265, D, 5 x 100, 5,5 x 125, 6,5 x 150 mm
- Cross-head screwdriver, DIN ISO 8764-1/-2, PH 0, 1, 2
- Voltage tester, VDE 0680, 3 mm

Item no.	Dimensions in mm
08.89.207	400 x 200

**Set of circlip pliers, 4 pcs.**


- Inlet two-coloured black/blue
- Circlip pliers, DIN 5254, A, A2
- Circlip pliers, DIN 5254, B, A21
- Circlip pliers, DIN 5256, C, J2
- Circlip pliers, DIN 5254, D, J21

Item no.	Dimensions in mm
08.89.208	400 x 200

**Set of pliers, 4 pcs.**


- Inlet two-coloured black/blue
- High leverage combination pliers, DIN ISO 5746, 7" / 180 mm
- High leverage diagonal cutter, DIN ISO 5749, 7" / 180 mm
- Water pump pliers, ISO 8976, B, 240 mm
- Telephone pliers, ISO 5745, straight, 8" / 205 mm

Item no.	Dimensions in mm (WxD)
08.89.209	400 x 200

**1/2" hex key Set of socket keys, 31 pcs.**

- Inlet two-coloured black/blue
- 1/2" hex socket, 5 x 60, 5 x 110, 6 x 60, 6 x 110, 7 x 100, 8 x 60, 8 x 110, 10 x 60, 12 x 60, 14 x 60, 17 x 60, 7 x 60 mm
- 1/2" socket B & S / XZN M 5 x 60, 6 x 60, 6 x 100, 8 x 60, 8 x 100, 10 x 60, 10 x 100, 12 x 100 mm; 1/2" internal Torx socket, TX 25 x 60,
- 27 x 60, 30 x 60, 40 x 60, 45 x 60, 50 x 60, 55 x 60, 60 x 60, 45 x 140, 55 x 140, 70 x 110 mm

Item no.	Dimensions in mm (WxD)
08.89.210	400 x 200

**Set of spanners, 34 pcs.**

- Inlet two-coloured black/blue
- Double open-ended spanner, DIN 3110 6 x 7, 8 x 9, 10 x 11, 12 x 13, 14 x 15, 16 x 17, 18 x 19, 20 x 22, 21 x 23 mm
- Combination spanner, DIN 3113 B 6, 7, 8, 9, 10, 11, 12, 13, 14, 15, 16, 17, 18, 19, 20, 21, 22 mm
- Double-ended ring spanners, DIN 838 6 x 7, 8 x 9, 10 x 11, 12 x 13, 14 x 15, 16 x 17, 18 x 19, 20 x 22, 21 x 23 mm

Item no.	Dimensions in mm (WxD)
08.89.211	600 x 400

**Set of automotive tools, 19 pcs.**


- Inlet two-coloured black/blue
- Double open-ended spanner
- DIN 3110, 24 x 27, 25 x 28, 30 x 32 mm
- Combination spanner, DIN 3113 A, 24, 27, 30, 32 mm
- Double-ended ring spanners, DIN 838, 24 x 27, 25 x 28, 30 x 32 mm
- screwdrivers, DIN 5265, A, 8 x 150, 10 x 175, 12 x 200 mm
- Cross-head screwdriver, DIN 5265, A, PH 2, 3, 4
- Recoil-free nylon soft-face hammer, 40 mm
- Fitter's hammer, DIN 1041 1000 g

Item no.	Dimensions in mm (WxD)
08.89.212	600 x 400

# Drawer tool sets

## Drawer tool sets

- 1/1 system insert
- Suitable for workshop trolleys and tool cases
- Fixed arrangement due to precise embedding
- Oil and chemical resistant
- Insert made of high-quality, three-coloured foam material




Set of spanners, 33 pcs.

Item no.	Dimensions in mm (WxD)
08.711.0033	395 x 565




Set of socket keys, 98 pcs., 3/8" + 1/2"

Item no.	Dimensions in mm (WxD)
08.711.0098	395 x 565



Set of socket keys, 135 pcs. 1/4" + 1/2"

Item no.	Dimensions in mm (WxD)
08.711.0135	395 x 565




Set of socket keys, 136 pcs. 1/4" + 3/8"

Item no.	Dimensions in mm (WxD)
08.711.0136	395 x 565



Set of CHROMEplus® combination spanners and screwdrivers, 29 pcs.

Item no.	Dimensions in mm (WxD)
08.781.2029	395 x 565



Set of socket keys, 180 pcs. 1/4" + 3/8" + 1/2"

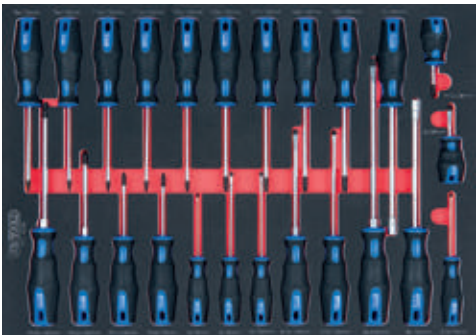
Item no.	Dimensions in mm (WxD)
08.711.0180	395 x 565





Set of pliers, 12 pcs.

Item no.	Dimensions in mm (WxD)
08.711.1012	395 x 565



Set of ERGOTORQUEplus® screwdrivers, 24 pcs.

Item no.	Dimensions in mm (WxD)
08.711.1024	395 x 565



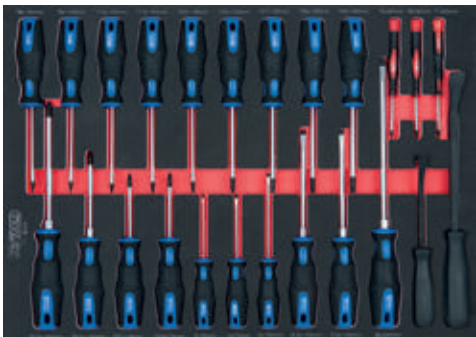
Set of combination spanners and screwdrivers, 27 pcs.

Item no.	Dimensions in mm (WxD)
08.711.5027	395 x 565



Set of pliers, files and drift punches, 22 pcs.

Item no.	Dimensions in mm (WxD)
08.711.2022	395 x 565



Set of screwdrivers, 24 pcs.

Item no.	Dimensions in mm (WxD)
08.711.8024	395 x 565



Set of pliers, hammers and files, 17 pcs.

Item no.	Dimensions in mm (WxD)
08.711.6017	395 x 565



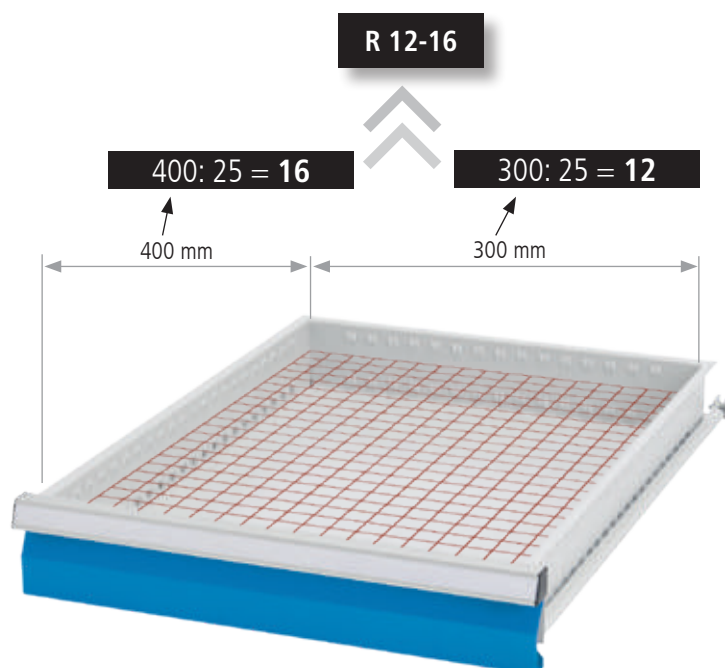
# Mobile drawer cabinets







## T500 mobile drawer cabinets

- Roll-off edge on 3 sides
- 4x steering caster, thereof 2 with locks, Ø 125 mm
- Drawers with full pull-out 100%, load capacity per drawer 50 or 75 kg
- Aluminium handle bars with labelling strip
- Central locking with single pull-out lock
- Double locking of the drawers by means of individual interlocking
- Push handle



### Grid subdivision



		Series	Series	Series
		T500	T500	T500
				
		Housing W x D	Housing W x D	Housing W x D
		530 x 500	680 x 500	980 x 500
Height		Usable heights	Usable heights	Usable heights
519		400	400	—
619		500	500	500
719		600	600	600
819		700	700	700
919		800	800	800
1019		900	900	900
1219		—	—	—
1319		—	1200	1200
1519		—	—	—
				
		Drawer W x D	Drawer W x D	Drawer W x D
		450 x 400	600 x 400	900 x 400
Height	Shell height	Load capacity	Load capacity	Load capacity
75	59	50 kg	50 kg	50 kg
100	85	50 / 75 kg	50 / 75 kg	50 / 75 kg
150	135	50 / 75 kg	50 / 75 kg	50 / 75 kg
200	185	50 / 75 kg	50 / 75 kg	50 / 75 kg
250	185	50 / 75 kg	50 / 75 kg	50 / 75 kg
300	185	50 / 75 kg	50 / 75 kg	50 / 75 kg
		Series	Series	Series
		T500	T500	T500
		T500 18-16	T500 24-16	T500 36-16
Grid:		R 18-16	R 24-16	R 36-16

All dimensions in mm

# Mobile drawer cabinets

Grid: R 12-14 R 24-12 R 24-16 R 12-16 **R 18-16** R 24-16 R 36-16 R 18-24 R 24-24 R 36-24 R 48-24

## Mobile drawer cabinets 530 mm width | 500 mm depth

- Internal usable dimension: 450 x 400 mm
- Drawers with full pull-out (FP) 100 %
- Load capacity per drawer 50 or 75 kg
- Push handle
- Cylinder lock with two keys
- Suitable divider material see page 73

- 4x drawer
- Incl. roll-off edge on 3 sides and ribbed rubber mat
- 4x steering caster, thereof 2 with locks, Ø 125 mm

Item no.	Dimensions in mm (WxDxH)
46.220M	530 x 500 x 790



## Individual arrangement

**NEW**



### Housing with Ø 80 mm casters and push handle

- Total height = usable height + 120 mm + 110 mm



Item no.	Dimensions in mm (WxDxH)	Usable height in mm
01.046M80	530 x 500 x 730	500
01.047M80	530 x 500 x 830	600
01.048M80	530 x 500 x 930	700
01.049M80	530 x 500 x 1030	800
01.040M80	530 x 500 x 1130	900



### Housing with Ø 125 mm casters and push handle

- Total height = usable height + 120 mm + 150 mm



Item no.	Dimensions in mm (WxDxH)	Usable height in mm
01.046M125	530 x 500 x 770	500
01.047M125	530 x 500 x 870	600
01.048M125	530 x 500 x 970	700
01.049M125	530 x 500 x 1070	800
01.040M125	530 x 500 x 1170	900

### Ribbed rubber mat on cabinet

- Oil-proof

Item no.	Dimensions in mm (WxDxH)
65.040.530	530 x 500 x 3

### Metal roll-off edge on 3 sides

- 20 mm height

Item no.	Dimensions in mm (WxDxH)
66.046.025	530 x 500 x 20

### Cover plate

- Beech multiplex, oiled, 25 mm

Item no.	Dimensions in mm (WxDxH)
67.046.017	530 x 500 x 25

### Cover plate

- Melamine resin coated chipboard
- RAL 7035, 16 mm, screwable

Item no.	Dimensions in mm (WxDxH)
67.046.016	530 x 500 x 16

## Drawers

- 450 x 400 mm (WxD)

Item no.	Front height in mm	Shell height in mm	Usable height in mm	Load capacity
60.046.075VA	75	59	60	50 kg
60.046.100VA	100	85	90	50 kg
60.046.150VA	150	135	140	50 kg
60.046.200VA	200	185	190	50 kg
60.046.250VA	250	185	240	50 kg
60.046.300VA	300	185	290	50 kg
60.046.100VA-75	100	85	90	75 kg
60.046.150VA-75	150	135	140	75 kg
60.046.200VA-75	200	185	190	75 kg
60.046.250VA-75	250	185	240	75 kg
60.046.300VA-75	300	185	290	75 kg

Divider material see page 73

- Internal usable dimension: 600 x 400 mm
- Drawers with full pull-out (FP) 100 %
- Load capacity per drawer 50 or 75 kg
- Push handle
- Cylinder lock with two keys
- Suitable divider material see page 79

- 5x drawer
- Incl. roll-off edge on 3 sides and ribbed rubber mat
- 4x steering caster, thereof 2 with locks, Ø 125 mm

A diagram of a four-drawer mobile cart. The cart has a grey frame and four red drawers. Dimensions are indicated on the left side with horizontal lines pointing to the drawers:

- 100 (points to the top drawer)
- 100 (points to the second drawer)
- 150 (points to the third drawer)
- 150 (points to the fourth drawer)
- 200 (points to the bottom drawer)

## NEW



- Total height = usable height + 120 mm + 110 mm



- Total height = usable height + 119 mm + 150 mm



Item no.	Dimensions in mm (WxDxH)	Usable height in mm
01.066M125	680 x 500 x 770	500
01.067M125	680 x 500 x 870	600
01.068M125	680 x 500 x 970	700
01.069M125	680 x 500 x 1070	800
01.060M125	680 x 500 x 1170	900

- Oil-proof

## Drawers

- 20 mm height

Divider material see  
page 79

- Beech multiplex, oiled, 25 mm

- 600 x 400 mm (WxD)

Item no.	Front height in mm	Shell height in mm	Usable height in mm	Load capacity
60.068.075VA	75	59	60	50 kg
60.068.100VA	100	85	90	50 kg
60.068.150VA	150	135	140	50 kg
60.068.200VA	200	185	190	50 kg
60.068.250VA	250	185	240	50 kg
60.068.300VA	300	185	290	50 kg
60.068.100VA-75	100	85	90	75 kg
60.068.150VA-75	150	135	140	75 kg
60.068.200VA-75	200	185	190	75 kg
60.068.250VA-75	250	185	240	75 kg
60.068.300VA-75	300	185	290	75 kg

- Melamine resin coated chipboard
- RAL 7035, 16 mm, screwable

Item no.	Dimensions in mm (WxDxH)
67.068.016	680 x 500 x 16



# Mobile drawer cabinets

Grid: R 12-14 R 24-12 R 24-16 R 12-16 R 18-16 R 24-16 **R 36-16** R 18-24 R 24-24 R 36-24 R 48-24

## Mobile drawer cabinets 980 mm width | 500 mm depth

- Internal usable dimension: 900 x 400 mm
- Drawers with full pull-out (FP) 100 %
- Load capacity per drawer 50 or 75 kg
- Push handle
- Cylinder lock with two keys
- Suitable divider material see page 85

- 5x drawer
- Incl. roll-off edge on 3 sides and ribbed rubber mat
- 4x steering caster, thereof 2 with locks, Ø 125 mm

Item no.	Dimensions in mm (WxDxH)
98.221M	980 x 500 x 990



## Individual arrangement

NEW



### Housing with Ø 80 mm casters and push handle

- Total height = usable height + 120 mm + 100 mm



Item no.	Dimensions in mm (WxDxH)	Usable height in mm
01.096M80	980 x 500 x 730	500
01.097M80	980 x 500 x 830	600
01.098M80	980 x 500 x 930	700
01.099M80	980 x 500 x 1030	800
01.090M80	980 x 500 x 1130	900



### Housing with Ø 125 mm casters and push handle

- Total height = usable height + 120 mm + 150 mm



Item no.	Dimensions in mm (WxDxH)	Usable height in mm
01.096M125	980 x 500 x 770	500
01.097M125	980 x 500 x 870	600
01.098M125	980 x 500 x 970	700
01.099M125	980 x 500 x 1070	800
01.090M125	980 x 500 x 1170	900

### Ribbed rubber mat on cabinet

- Oil-proof

Item no.	Dimensions in mm (WxDxH)
65.090.530	980 x 500 x 3

### Metal roll-off edge on 3 sides

- 20 mm height

Item no.	Dimensions in mm (WxDxH)
66.098.025	980 x 500 x 20

### Cover plate

- Beech multiplex, oiled, 25 mm

Item no.	Dimensions in mm (WxDxH)
67.098.017	980 x 500 x 25

### Cover plate

- Melamine resin coated chipboard
- RAL 7035, 19 mm, screwable

Item no.	Dimensions in mm (WxDxH)
67.098.016	980 x 500 x 19

## Drawers

- 900 x 400 mm (WxD)

Item no.	Front height in mm	Shell height in mm	Usable height in mm	Load capacity
60.098.075VA	75	59	60	50 kg
60.098.100VA	100	85	90	50 kg
60.098.150VA	150	135	140	50 kg
60.098.200VA	200	185	190	50 kg
60.098.250VA	250	185	240	50 kg
60.098.300VA	300	185	290	50 kg
60.098.100VA-75	100	85	90	75 kg
60.098.150VA-75	150	135	140	75 kg
60.098.200VA-75	200	185	190	75 kg
60.098.250VA-75	250	185	240	75 kg
60.098.300VA-75	300	185	290	75 kg

Divider material see page 85

## Mobile drawer cabinets | 500 mm depth



- 5x drawer
- 1x perforated wall setup
- Incl. roll-off edge on 3 sides and ribbed rubber mat
- 4x steering caster, thereof 2 with locks, Ø 125 mm

Item no.	Version	Dimensions in mm (WxDxH)
46.500M	Drawer cabinet	530 x 500 x 790
03.983.530	Perforated wall setup	530 x 30 x 605



- 5x drawer
- 1x perforated side wall
- 1x depositing box
- Incl. roll-off edge on 3 sides and ribbed rubber mat
- 4x steering caster, thereof 2 with locks, Ø 125 mm

Item no.	Version	Dimensions in mm (WxDxH)
68.221M	Drawer cabinet	680 x 500 x 990
03.983.680	Perforated side wall	500 x 819 (WxH)

## Accessories for perforated wall system



## Range of hooks, 10 parts

- 7x tool holder with inclined end
- 2x double tool holder
- 1x tool clamp

Item no.
03.87.395-10



## Depositing box

- Dimensions in mm (WxDxH): 500 x 90 x 85

Item no.	Version for
03.983.53.1	Perforated wall setup
03.983.68.1	Perforated side wall



## Rail for open fronted storage bins

- For hanging on the perforated wall

Item no.	Width in mm
03.900.06	300
03.900.05	400



## DIN A4 brochure holder

Item no.	Dimensions in mm (W x H)
03.87.398	220 x 330



## Can holder, single

- Width 100 mm

Item no.	Dimensions in mm (Ø)
03.87.369	70



## Drill/hex key holder (various dia.)

- 200/390 x 30 x 35, dimensions in mm (W x D x H)

Item no.	Version
03.87.378	for 14 pieces
03.87.379	for 28 pieces

# Mobile drawer cabinets

Grid: R 12-14 R 24-12 R 24-16 R 12-16 **R 18-16** R 24-16 R 36-16 R 18-24 R 24-24 R 36-24 R 48-24

## Mobile drawer cabinets 1060 mm width | 500 mm depth



- Internal usable dimension: 450 x 400 mm
- With individual interlocking and 2 housing variants
- With full pull-out 100 %, load capacity per drawer 50 kg
- Push handle
- Cylinder lock with two keys
- 4x steering caster, thereof 2 with locks, Ø 125 mm
- Suitable divider material see page 73

- Left: 4x drawer
- Right: 1x hinged door, 1x shelf
- Incl. roll-off edge on 3 sides and ribbed rubber mat

Item no.	Dimensions in mm (WxDxH)
04.11.04	1060 x 500 x 995



## Individual arrangement

### Hinged door

- Hinges on the right and left are possible
- Twist lock cylinder lock with 2 keys

Item no.	Usable heights (mm)
01.053.700E	700

### Shelf

Item no.	Dimensions in mm (WxDxH)
04.053.013	475 x 443 x 22

### Ribbed rubber mat on cabinet

- Oil-proof

Item no.	Dimensions in mm (WxDxH)
65.1060.530	1060 x 500 x 3

### Metal roll-off edge on 3 sides

- 20 mm height

Item no.	Dimensions in mm (WxDxH)
04.11.01	1060 x 500 x 20

### Cover plate

- Beech multiplex, oiled, 25 mm

Item no.	Dimensions in mm (WxDxH)
67.1060.25	1060 x 500 x 25

### Cover plate

- Melamine resin coated chipboard
- RAL 7035, 16 mm, screwable

Item no.	Dimensions in mm (WxDxH)
67.1060.016	1060 x 500 x 25

NEW



Mobile drawer cabinet with 2x empty housing, 1x push handle, 4x steering caster Ø 125 mm, usable height 700 mm

Item no.	Dimensions in mm (WxDxH)
04.1100LG	1060 x 500 x 995

## Drawers

Divider material see page 73

- 450 x 400 mm (WxD)

Item no.	Front height in mm	Shell height in mm	Usable height in mm	Load capacity
60.046.075VA	75	59	60	50 kg
60.046.100VA	100	85	90	50 kg
60.046.150VA	150	135	140	50 kg
60.046.200VA	200	185	190	50 kg
60.046.250VA	250	185	240	50 kg
60.046.300VA	300	185	290	50 kg
60.046.100VA-75	100	85	90	75 kg
60.046.150VA-75	150	135	140	75 kg
60.046.200VA-75	200	185	190	75 kg
60.046.250VA-75	250	185	240	75 kg
60.046.300VA-75	300	185	290	75 kg



## Workshop trolley 1060 mm width | 500 mm depth



- Internal usable dimension: 450 x 400 mm
- Roll-off edge on 4 sides
- **Lockable telescopic roll-off edge with storage space**
- 4x centre compartment rail, top, 1x support surface
- With full pull-out 100 %, load capacity per drawer 50 or 75 kg
- Aluminium handle bar with labelling strip
- Central locking with single pull-out lock
- Double locking of the drawers by means of individual interlocking
- 4x steering caster, thereof 2 with locks, Ø 125 mm
- Suitable divider material see page 73



- 4x drawer
- 2x ribbed rubber mat
- 1x shelf
- Incl. perforated side wall

Item no.	Dimensions in mm (WxDxH)
04.116.09	1060 x 500 x 1010

## Individual arrangement



NEW

## Hinged door

- Hinges on the right and left are possible
- Twist lock cylinder lock with 2 keys

Item no.	Usable heights (mm)
01.053.500E	500

**Mobile workshop trolley**  
**Empty housing, 1x push handle,**  
**4x steering caster Ø 125 mm, usable height 700 mm**  
**incl. perforated wall, shelf and lockable telescopic roll-off edge**

Item no.	Dimensions in mm (WxDxH)
04.116LG	1060 x 500 x 1010

## Shelf

Item no.	Dimensions in mm (WxDxH)
04.053.013	475 x 443 x 22



## Open fronted storage bins

- Polypropylene

Item no.	Dimensions in mm (WxDxH)
03.900.003	145 x 235 / 195 x 125
03.900.004	200 x 350 / 300 x 145
03.900.005	200 x 350 / 300 x 200

## Drawers

- 450 x 400 mm (WxD)

Item no.	Front height in mm	Shell height in mm	Usable height in mm	Load capacity
60.046.075VA	75	59	60	50 kg
60.046.100VA	100	85	90	50 kg
60.046.150VA	150	135	140	50 kg
60.046.200VA	200	185	190	50 kg
60.046.250VA	250	185	240	50 kg
60.046.300VA	300	185	290	50 kg
60.046.100VA-75	100	85	90	75 kg
60.046.150VA-75	150	135	140	75 kg
60.046.200VA-75	200	185	190	75 kg
60.046.250VA-75	250	185	240	75 kg
60.046.300VA-75	300	185	290	75 kg

Divider material see  
page 73

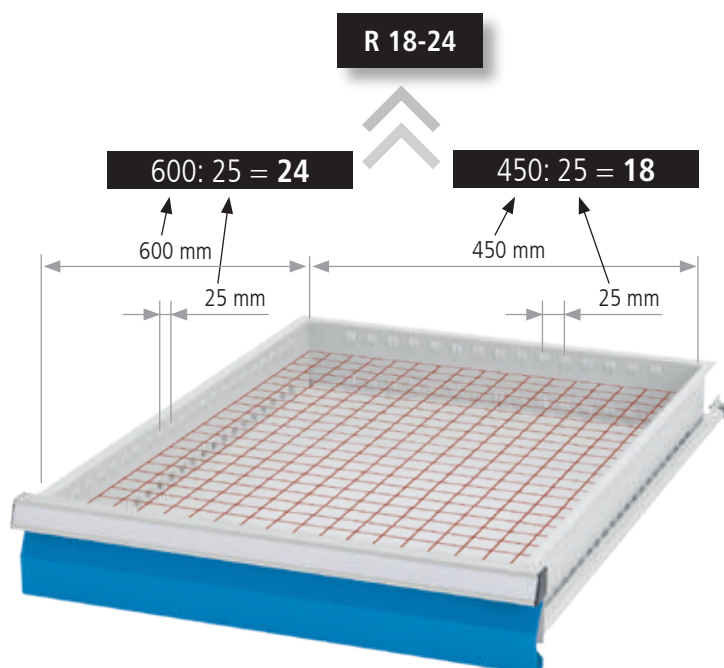
# Mobile drawer cabinets







## T736 mobile drawer cabinets

- 2x steering caster with locks, 2x fixed caster, Ø 125 mm
- Drawers with full pull-out (FP) 100%
- Drawers with 50 mm front height, load capacity 70 kg  
Drawers from 75 mm front height, load capacity 100 kg
- Aluminium handle bars with labelling strip
- Central locking with single pull-out lock
- Double locking of the drawers by means of individual interlocking
- Plastic push handles
- Roll-off edge on 3 sides



## Grid subdivision



		Series	Series	Series
		T736	T736	T736
				
		Housing W x D	Housing W x D	Housing W x D
		555 x 736	705 x 736	1005 x 736
Height		Usable heights	Usable heights	Usable heights
519		400	400	400
619		500	500	500
719		600	600	600
819		700	700	700
919		800	800	800
1019		900	900	900
1219		1100	1100	1100
1319		—	1200	1200
1519		—	1400	1400
		⇓	⇓	⇓
				
		Drawer W x D	Drawer W x D	Drawer W x D
		450 x 600	600 x 600	900 x 600
Height	Shell height	Load capacity	Load capacity	Load capacity
50	28	70 kg	70 kg	70 kg
75	56	100 kg	100 kg	100 kg
100	81	100 kg	100 kg	100 kg
125	81	100 kg	100 kg	100 kg
150	131	100 kg	100 kg	100 kg
175	131	100 kg	100 kg	100 kg
200	181	100 kg	100 kg	100 kg
250	181	100 kg	100 kg	100 kg
300	181	100 kg	100 kg	100 kg
400	81	100 kg	100 kg	100 kg
		⇓	⇓	⇓
		Series	Series	Series
		T736	T736	T736
		T736 18-24	T736 24-24	T736 36-24
Grid:		R 18-24	R 24-24	R 36-24

All dimensions in mm



# Mobile drawer cabinets

Grid: R 12-14 R 24-12 R 24-16 R 12-16 R 18-16 R 24-16 R 36-16 **R 18-24** R 24-24 R 36-24 R 48-24

## 555 mm width | 736 mm depth



- Internal usable dimension: 450 x 600 mm
- Drawers with full pull-out 100 %
- Drawers with 50 mm front height, load capacity 70 kg  
Drawers from 75 mm front height, load capacity 100 kg
- Aluminium handle bars with labelling strip
- Central locking with single pull-out lock
- Double locking of the drawers by means of individual interlocking
- 2x steering caster with locks, 2x fixed caster, Ø 125 mm
- Suitable divider material see page 97
- Plastic push handle

- 5x drawer
- Incl. roll-off edge on 3 sides and ribbed rubber mat

Item no.	Dimensions in mm (WxDxH)
04.10.05V	555 x 736 x 990



## Individual arrangement

NEW



### Housing with Ø 125 mm casters and push handle

- Total height = usable height + 120 mm + 150 mm

Item no.	Dimensions in mm (WxDxH)	Usable height in mm
0550M125	555 x 736 x 670	400
0560M125	555 x 736 x 770	500
0570M125	555 x 736 x 870	600
0580M125	555 x 736 x 970	700
0590M125	555 x 736 x 1070	800
0500M125	555 x 736 x 1170	900

### Ribbed rubber mat on cabinet

- Oil-proof

Item no.	Dimensions in mm (WxDxH)
65.050.730	555 x 736 x 3

### Metal roll-off edge on 3 sides

- 20 mm height

Item no.	Dimensions in mm (WxDxH)
66.050.025	555 x 736 x 20

### Cover plate

- Beech multiplex, oiled, 25 mm

Item no.	Dimensions in mm (WxDxH)
67.050.017	555 x 736 x 25

### Cover plate

- Melamine resin coated chipboard
- RAL 7035, 16 mm, screwable

Item no.	Dimensions in mm (WxDxH)
67.050.016	555 x 736 x 16

## Drawers

- 450 x 600 mm (WxD) with full pull-out 100 % – 70/100 kg

Item no.	Front height	Shell height	Usable height	Load capacity
60.50.050V07	50	28	30	70 kg
60.50.075V10	75	56	58	100 kg
60.50.100V10	100	81	83	100 kg
60.50.125V10	125	81	108	100 kg
60.50.150V10	150	131	133	100 kg
60.50.175V10	175	131	158	100 kg
60.50.200V10	200	181	183	100 kg
60.50.250V10	250	181	233	100 kg
60.50.300V10	300	181	283	100 kg

Divider material see page 97



## Mobile drawer cabinets 555 mm width | 736 mm depth



100  
100  
100  
100  
100  
100  
100

- 7x drawer
- Incl. roll-off edge on 3 sides and ribbed rubber mat
- 1x perforated wall setup

Item no.	Dimensions in mm	Version
04.10.07V	555 x 736 x 990	Drawer cabinet
03.983.580	555 x 604	Perforated wall setup



150  
150  
200  
200

- 4x drawer
- Incl. roll-off edge on 3 sides and ribbed rubber mat
- 1x perforated side wall
- 1x depositing box

Item no.	Dimensions in mm	Version
04.10.04V	555 x 736 x 990	Drawer cabinet
03.983.581	720 x 604	Perforated side wall

## Accessories for perforated wall system



## Rail for open fronted storage bins

- For hanging on the perforated wall

Item no.	Width in mm
03.900.06	300
03.900.05	400



## Open fronted storage bins

- Polypropylene

Item no.	Dimensions in mm (WxDxH)
03.900.001	100 x 95 / 65 x 50
03.900.002	100 x 175 / 140 x 75
03.900.003	145 x 235 / 195 x 125
03.900.004	200 x 350 / 300 x 145
03.900.005	200 x 350 / 300 x 200



## Depositing box

- Dimensions in mm (WxDxH): 730 x 90 x 85

Item no.	Version for
03.983.53.1	Perforated wall setup
03.983.68.1	Perforated side wall



## Machine holder

Item no.	Dimensions in mm (Ø)
03.87.357	40
03.87.358	60
03.87.359	80



## Round holder

Item no.	Dimensions in mm (WxD)
03.87.355	65 x 25



## Double tool clamp

Item no.	Dimensions in mm (Ø)
03.87.341	6
03.87.342	10
03.87.343	13
03.87.344	16
03.87.345	19



**Your Assembly Workspace Partner**

AWP bvba  
Schaessestraat 15A unit20  
9070 Destelbergen

Belgium

Tel. +32 (0)9 232 06 78  
Mail. [info@awp.be](mailto:info@awp.be)

[www.awp.be](http://www.awp.be)