

bedrunka+hirth

Workplace up to date – mehr Raum zum Arbeiten



HiPerCab[®]



Language: English



High Performance Cabinet

The highly efficient cabinet system impresses above all with its user-friendly software

High Performance Cabinet

The new generation of drawer cabinets

HiPerCab® - Technical details	Page 4
-------------------------------	--------

HiPerCab® - Software	Page 6
----------------------	--------

HiPerCab® - Intuitive touch control	Page 10
-------------------------------------	---------

HiPerCab® - Colours and dimensions overview	Page 12
---	---------

HiPerCab® R 24-24	Page 14
-------------------	---------

HiPerCab® R 36-24	Page 16
-------------------	---------

HiPerCab® - Linkage variants	Page 18
------------------------------	---------

Press information

ADAPTIVE CABINET SYSTEM

The new generation of drawer cabinets

Bräunlingen/Stuttgart, February 2019. – The new HiPerCab® (High Performance Cabinet) drawer cabinets that workplace equipment manufacturer Bedrunka + Hirth will be presenting as trade fair novelty at the LogiMAT in Stuttgart (19th to 21st February) are just as user-friendly as they are resistant to unauthorised persons. The intuitive touchscreen guides the user straight to the correct drawer, where the desired item is safely stored and displayed. Access is, however, denied to those who fail to prove their credentials.

“The software is the heart of our new cabinet system,” explains Daniel Vogt, Head of Design and Development at Bedrunka + Hirth. Whether a multilingual user interface, which enables language selection in German, English and French, or user identification via pin code and RFID chip: the Black Forest company equips its high-quality cabinet systems with information technology components that offer real added value. The user database records to whom and when access was granted, and access options can also be limited in time. The administrator of the user company can centrally manage user rights as well as connect and remove additional cabinets.

The touchscreen is located at the upper edge of the cabinet. The electromechanically locking drawers are made available in three steps. First, the system opens the drawers to which the user should be assigned access a crack. The desired drawer can be opened further with a tap. The other drawers remain in provision mode.

In a third step, the desired drawer can be fully pulled out (full pull-out). All others remain locked “for security reasons,” as Vogt explains. After all, the load capacity of the individual drawers is up to 100 kg. Following retrieval, the system makes sure that the pushed back drawer is slowed down, gently pulled in, closed and returned to provision mode.

The HiPerCab® is available with different equipment in the versions Medium and Premium and as an extension module, initially in widths of 705 and 1005 mm and heights of 1019 and 1219 mm. Bedrunka + Hirth offers the cabinet system with the same subdivision options as the classic drawer cabinet. The same applies to other features of the cabinet systems “Made in Germany”, such as the very stable housing with reinforced frame, the welded steel sheet construction or the selectable front heights. As usual, the front of the cabinets can be customised in different colours, for example, to match the user’s corporate design.

TECHNICAL DETAILS

- Intuitive touchscreen
- Multilingual user interface via language selection in German, English and French. The language selection can be extended according to customer requirements
- User identification via pin code and RFID chip
- Dual use of RFID frequencies at 13.56 MHz and 125 kHz
- Customised RFID standard can be extended through update
- Customer-specific RFID readers can be implemented in the system
- Simple coupling through RJ45 standard cable
- Mains current required
- Global user database for all cabinet systems existing in the company
- Detailed event recording and evaluation option
- Same divider material as for the classic drawer cabinet
- Patent on the entire application of the HiPerCab®
Patent no. EP000003311698B1
- 2-year guarantee
- Emergency opening possible through the rear panel



TESTED TO THE FOLLOWING STANDARDS AND DIRECTIVES

- Standard DIN 5054 | Industrial steel storage drawer cabinets - Design, functional and safety requirements, testing and evaluation
- Low Voltage Directive 2014/35/EU
- EMC directive 2014/30/EU
- Radio-electric equipment directive 2014/53/EU
- RoHS directive 2011/65/EU
- EN 55011:2016+A1:2017
- EN 61000-3-2:2014
- EN 61000-3-3:2013
- EN 61000-6-2:2005+AC:2005
- EN 61000-6-4:2007+A1:2011
- EN 300330:2017
- EN 50581:2012 (RoHS2)

EQUIPMENT

	HiPerCab® Medium	HiPerCab® Premium	HiPerCab® Premium extension module
Electromechanically locked drawers are made available by software	X	X	X
Secure storage and administration	X	X	X
Individual access authorisation for the individual drawers		X	X
Central user and rights administration by touchscreen or via web interface	X	X	
Central operation and administration of multiple extension cabinets		X	
Customer-specific RFID standards can be integrated (by arrangement and possible additional charge)	X	X	
Software update via web possible (Internet access required)	X	X	
User configurable to administrator and vice versa	X	X	
Individual cabinet and drawer designation	X	X	X
Event logs can be viewed and exported via web interface	X	X	X
Event logs can be viewed on the cabinet	X	X	
Event logs of entire cabinet system, cabinet, user-specific, drawer-specific	X	X	X
Easily extendible by plugging the extension module to the HiPerCab® Premium			X
Automatic detection of removal or connection of an extension module		X	X
Subsequent upgrade to Premium possible	X		
Identification via pin code	X	X	
Identification via RFID transponder	X	X	
Controlled drawer closing speed (respectful handling of tools)	X	X	X
Multilingual	X	X	
Emergency unlocking possible	X	X	X

Software



VARIANTS:

HiPerCab® Medium

Created users receive authorisation for all drawers of the HiPerCab®.

HiPerCab® Premium

User-specific assignment of authorisation for one or multiple drawers of the HiPerCab® possible.

Extension module

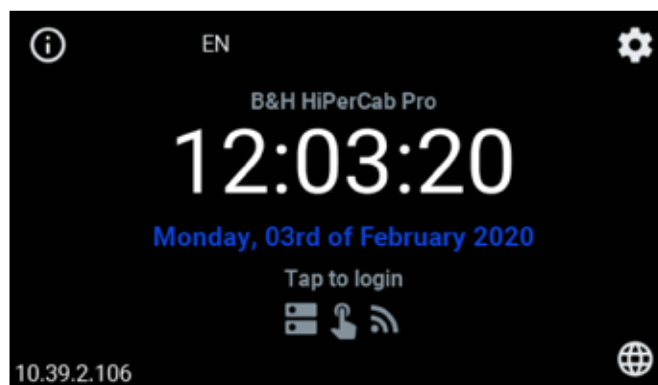
Can be connected to the HiPerCab® Premium. User-specific assignment of authorisation for one or multiple drawers of the HiPerCab® possible.

Upgrade

The subsequent upgrade from Medium to Premium is possible with the purchase of an unlock code at a price of EUR 250.00.

INITIAL COMMISSIONING

The drawer cabinet must first be connected to an earthed socket. The HiPerCab® software launches independently and is instantly ready for operation. The interface impresses with its consistent design and self-explanatory software. For initial commissioning, the administrator receives a pin code that can be changed later. The administrator is authorised to create new users and assign rights.



Screensaver

USER LOGIN

The cabinet or drawer is accessed directly via RFID transponder identification

OR

via touch of the display and subsequent selection between ID entry or user selection.

Both options then require the pin code.

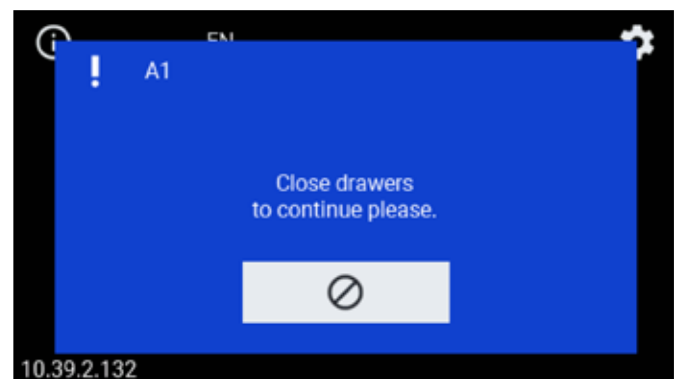
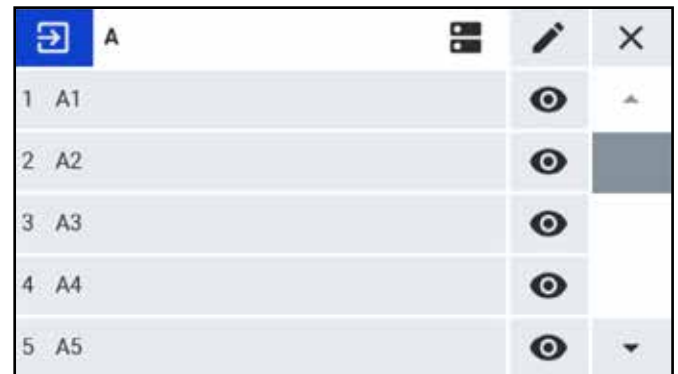


Software

DRAWER AUTHORISATION

Drawer authorisation granted = drawer is made available
 Drawer authorisation denied = drawer is not made available or retracts again.

Security against tipping over through electromechanical lock system.
 Only one drawer can be opened at a time.

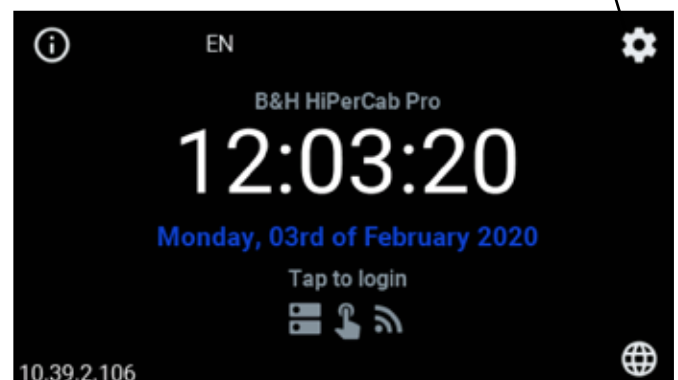


Display when the drawer is open



USER ADMINISTRATION

Maintenance of the user is possible directly at the HiPerCab® cabinet (via the "sprocket" icon) or via the web interface. Network connection is required for maintenance via the web interface. Following identification via pin code or RFID, administration of the users is now possible for the administrator.



Software

ADMINISTRATION

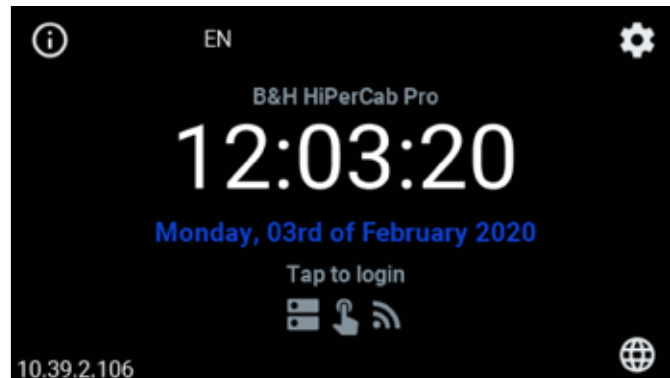
The administration is divided into different categories to ensure the best possible overview. The administrator can change the administration settings directly at the cabinet or on the computer via the web browser.

For administration via the web browser, the cabinet's network IP is entered into the search bar of the Internet browser. Then the software login window appears and requests admin access data just as the cabinet does. Following the login, you can carry out the administration in the same way as at the cabinet. Only for teaching the RFID transponders it is indispensable to proceed via the HiPerCab®.

1. USERS

The administrator can create users and assign authorisations. Whether a user should become an administrator can also be set here. Authorisations include access rights for the individual drawers, the group assignment of the user as well as temporary use. For example, "User 1" could be given daily authorisation for all drawers, however, only from 8:00 to 9:00 am, since a stocktaking or other tasks are due at this time.

Each user is assigned an ID. With this ID, the user can log in faster when logging in via pin code.



10.39.2.106

2. GROUPS

It can be very time-consuming to maintain each user in detail, especially with many employees. The "Groups" option is available for this purpose. With the HiPerCab® Premium, individual groups with different authorisations can be created. All employees who shall be given the same rights are thus assigned to the same group. An example for this could be users such as temporary workers or working in multiple shifts. They are given different user rights, depending on their assigned group. "Group 1" can therefore be assigned the authorisation for the drawers from 7:00 am to 4:00 pm only and "Group 2" exclusively from 4:30 to 10:00 pm.

Moreover, group-specific drawer assignments are also possible with the Premium version. If, for example, a user has been granted access to drawer 1 and 4 and is also a member of Group 3, which has access to drawer 1, 2 and 9, then this user has access to drawers 1, 2, 4 and 9.

Administration		PIN	×
1	Users	3	▲
2	Groups	2	■
3	Cabinets	1	■
4	Settings	⚙	■
5	Events	☰	▼

3. CABINETS

Further extension modules can be connected to the HiPerCab® Premium alongside Main Cabinet A. Base and extension modules as well as single drawers can be individually named and managed under "Cabinets".

4. SETTINGS

Basic settings, such as time and date but also software updates, can be set and managed. The software is currently available in German, English and French.

5. EVENTS

The administrator has the possibility to view a log of the accesses to the HiPerCab® and the drawers. The speed at which the drawers were closed can also be read here.

All events can be exported to an Excel file via the web interface.

In order to get to the content of the HiPerCab® in the event of a power outage or other faults, emergency opening through the rear panel is possible.

Disconnect earthed plug from the mains to put the HiPerCab® out of operation.

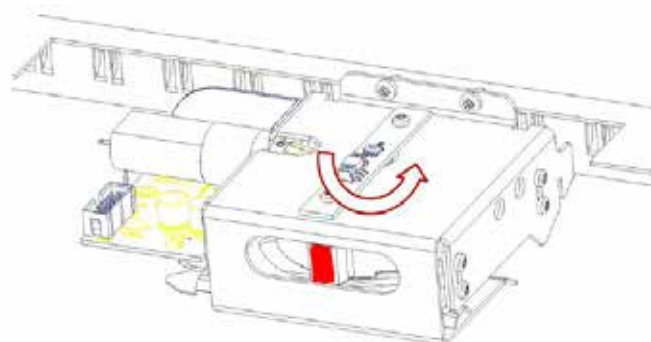
Bring the cabinet into an optimum position so that the rear panel can be accessed.

Remove 2 screws on the rear panel.

Open the lock on the rear panel with the supplied key.
The rear panel can now be folded forwards and removed.

On the drawer to be opened, push the surface marked red to the front right with your hand. See figure on the right.

The drawer is now open a crack and can be pulled out from the front.

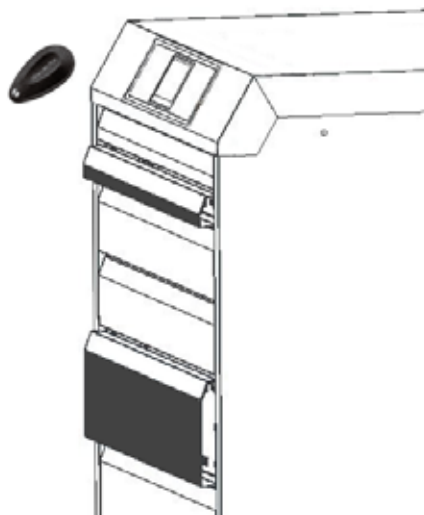


Intuitive touch control

The user is guided straight to the correct drawer via the intuitive touchscreen or RFID chip authentication.

Opening and closing the drawers in three stages of provision: **Identification, automatic provision, drawer selection**

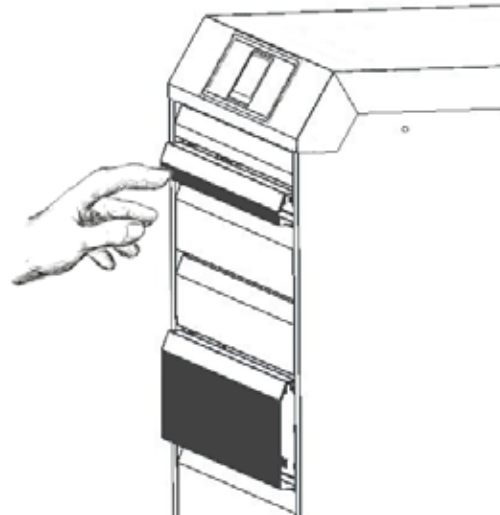
- Each drawer is electromechanically locked and is made available by software.



1

IDENTIFICATION AND PROVISION

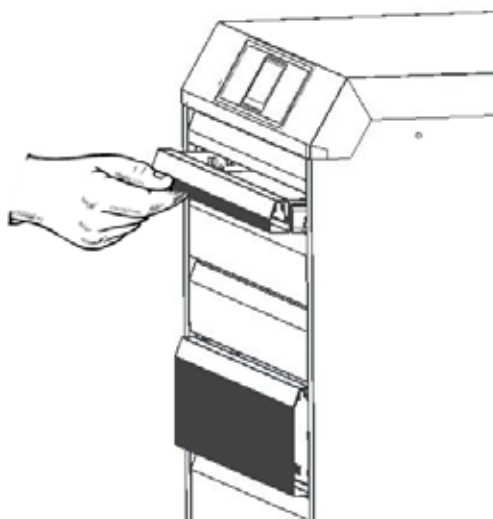
The HiPerCab® is "activated" by means of an RFID chip or a pin code. Approx. 20 mm of the authorised drawers are made available autonomously.



2

SELECTION AND UNLOCKING

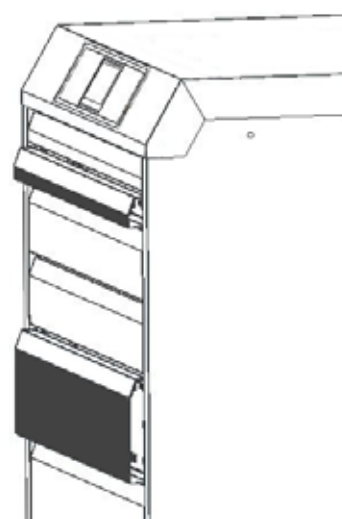
The desired drawer opens automatically by approx. 50 mm when tapped. The other drawers remain in Provision Mode 1 and cannot be opened for security reasons.



3

OPENING THE DRAWER MANUALLY

The drawer can now be pulled open by hand as usual. The drawer is equipped with full pull-out. The load capacity of the drawer from a front height of 100 mm is 100 kg.



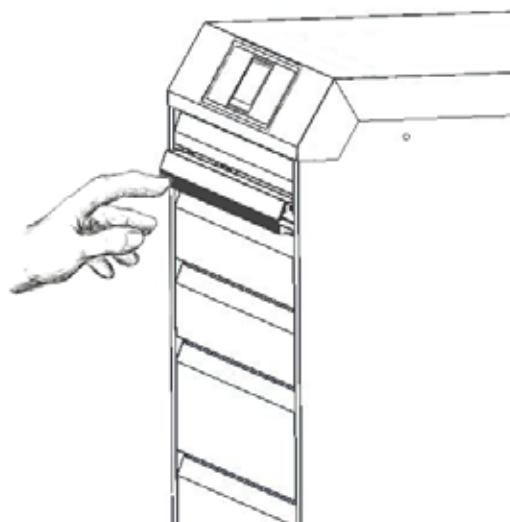
4

CLOSING THE DRAWER

The drawer is slid back to close. The last centimetres are closed by electromechanical self-retraction. Shortly afterwards, all authorised drawers are back in **Provision Mode 1**. Now either the next drawer can be selected or the procedure can be completed by logging off. In this procedure all drawers close autonomously. The drawers close automatically if no command is issued within a previously defined period of time.

Opening and closing the drawers by **selecting the drawer**.

- Each drawer is electromechanically locked and is made available by software.



1

PROVISION

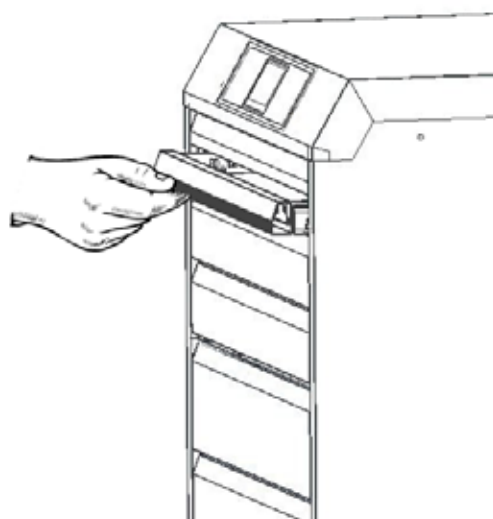
The desired drawer is automatically made available by approx. 20 mm when tapped.



2

IDENTIFICATION

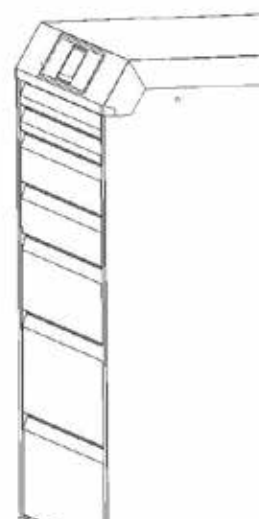
Use authentication for a drawer is queried and confirmed via RFID chip or pin code.



3

UNLOCKING

If the user is authorised, the drawer opens automatically by approx. 50 mm. The drawer can now be pulled open by hand as usual. If the user is not authorised, the drawer closes completely.




4

CLOSING THE DRAWER




The drawer is slid back to close. The last centimetres are closed by electromechanical self-retraction. Shortly afterwards, all authorised drawers are back in **provision mode**. Now either the next drawer can be selected or the procedure can be completed by logging off. In this procedure all drawers close autonomously. The drawers close automatically if no command is issued within a previously defined period of time.

Our standard colours

All our products have an eco-friendly powder coating.
Please see our standard colours below.



Without specification of colour, we deliver as standard:
Housing RAL 7035 Light Grey
Fronts similar to RAL 7016 Anthracite Grey



HiPerCab® dimensions in mm

The total depth of the cabinet is 766 mm. Please note that the usable height is 50 mm less than that of a classic drawer cabinet from Bedrunka+Hirth.

HiPerCab® dimensions in mm

Housing height
1019
1219



Housing W x D	Housing W x D
705 x 766	1005 x 766
Usable heights	Usable heights
850	850
1050	1050



Front height	Shell height
50	28
100	81
150	131
200	181

Drawer W x D	Drawer W x D
600 x 600	900 x 600
Load capacity	Load capacity
70 kg	70 kg
100 kg	100 kg
100 kg	100 kg
100 kg	100 kg



Grid:	R 24-24	R 36-24
-------	---------	---------

Grid: R 6-24 R 12-24 R 18-24 **R 24-24** R 36-24

600 x 600 mm (W x D)



Housing incl. lock system

Total height = usable height + 169 mm

Item no.	Version	Dimensions in mm (WxDxH)	Usable height in mm
HI07H10M	Medium	705 x 766 x 1019	850
HI07H12M	Medium	705 x 766 x 1219	1050
HI07H10P	Premium	705 x 766 x 1019	850
HI07H12P	Premium	705 x 766 x 1219	1050
HI07H10A	Extension module	705 x 766 x 1019	850
HI07H12A	Extension module	705 x 766 x 1219	1050



Drawers incl. rails

600 x 600 mm (W x D) with full pull-out 100 % for R 24-24

Item no.	Front height	Shell height	Usable height	Load capacity
HISL07050	50	28	30	70 kg
HISL07100	100	81	83	100 kg
HISL07150	150	131	133	100 kg
HISL07200	200	181	183	100 kg



Divider material for usable drawer dimension 600 x 600 mm

You can find further divider material in the main catalogue on page 105



Small parts boxes | 24 parts

- 12x SPB 150 x 150 mm
- 4x SPB 75 x 150 mm
- 8x SPB 75 x 75 mm

Item no.	Front height in mm
134BLH50A	50
134BLH100A	100



Metal divider | 7 parts

- 2x CCR 600 mm
- 5x DIV 200 mm

Item no.	Front height in mm
135BLH50A	50
135BLH100A	100
135BLH150A	150
135BLH200A	200



Metal divider | 23 parts

- 5x CCR 600 mm
- 18x DIV 100 mm

Item no.	Front height in mm
149BLH50A	50
149BLH100A	100
149BLH150A	150
149BLH200A	200


■ Ball bearing guides

- Full pull-out (FP) 100 %, load capacity 70 kg (with 50 mm front height)
- Full pull-out (FP) 100 %, load capacity 100 kg (from 75 mm front height)

- Drawer interior dimension: 600 x 600 mm
- Drawers with front heights: 50, 100, 150, 200 mm

■ Housing depth 766 mm


- Internal drawer depth generally 600 mm
- Cabinet housing, maximum load of up to 1.5 t
- Basic module: with touch screen display incl. software licence
- Extension module: without touch screen display
- Housing incl. electronics and control components



Lift truck base

- Cover plate front and rear

Item no.	Dimensions in mm (WxDxH)
01.070.012A	705 x 736 x 112



HiPerCab® basic module | H1019

- 7x drawer

Item no.	Dimensions in mm (WxDxH)	Version
HI700/2212M	705 x 766 x 1019	HiPerCab® Medium
HI700/2212P		HiPerCab® Premium



HiPerCab® basic module | H1219

- 9x drawer


Item no.	Dimensions in mm (WxDxH)	Version
HI712/3222M	705 x 766 x 1219	HiPerCab® Medium
HI712/3222P		HiPerCab® Premium



HiPerCab® Premium extension module | H1019

- 6x drawer

Item no.	Dimensions in mm (WxDxH)
HI700/0312A	705 x 766 x 1019



HiPerCab® Premium extension module | H1219

- 10x drawer

Item no.	Dimensions in mm (WxDxH)
HI712/4312A	705 x 766 x 1219

Grid:

R 24-24

R 36-24

900 x 600 mm (WxD)



Housing incl. lock system

Total height = usable height + 169 mm

Item no.	Version	Dimensions in mm (WxDxH)	Usable height in mm
HI10H10M	Medium	1005 x 766 x 1019	850
HI10H12M	Medium	1005 x 766 x 1219	1050
HI10H10P	Premium	1005 x 766 x 1019	850
HI10H12P	Premium	1005 x 766 x 1219	1050
HI10H10A	Extension module	1005 x 766 x 1019	850
HI10H12A	Extension module	1005 x 766 x 1219	1050



Drawers incl. rails



900 x 600 mm (W x D) with full pull-out 100 % for R 36-24

Item no.	Front height	Shell height	Usable height	Load capacity
HISL10050	50	28	30	70 kg
HISL10100	100	81	83	100 kg
HISL10150	150	131	133	100 kg
HISL10200	200	181	183	100 kg



Divider material for usable drawer dimension 900 x 600 mm

You can find further divider material in the main catalogue on page 113



Small parts boxes | 40 parts

- 16x SPB 150 x 150 mm
- 8x SPB 75 x 150 mm
- 16x SPB 75 x 75 mm

Item no.	Front height in mm
159BLH50A	50
159BLH100A	100

Metal divider | 24 parts

- 4x CCR 600 mm
- 16x DIV 150 mm
- 4x DIV 300 mm


Item no.	Front height in mm
171BLH100A	100
171BLH150A	150
171BLH200A	200

Metal divider | 15 parts

- 3x CCR 600 mm
- 9x DIV 200 mm
- 3x DIV 300 mm

Item no.	Front height in mm
170BLH100A	100
170BLH150A	150
170BLH200A	200

- Ball bearing guides
- Full pull-out (FP) 100 %, load capacity 70 kg (with 50 mm front height)
- Full pull-out (FP) 100 %, load capacity 100 kg (from 75 mm front height)
- Drawer interior dimension: 900 x 600 mm
- Drawers with front heights: 50, 100, 150, 200 mm
- **Housing depth 766 mm**
- Internal drawer depth generally 600 mm
- Cabinet housing, maximum load of up to 1.5 t
- Basic module: with touch screen display incl. software licence
- Extension module: without touch screen display
- Housing incl. electronics and control components



Lift truck base

- Cover plate front and rear

Item no.	Dimensions in mm (WxDxH)
01.100.012A	1005 x 736 x 112



HiPerCab® basic module | H1019

- 5x drawer

Item no.	Dimensions in mm (WxDxH)	Version
HI100/1004M	1005 x 766 x 1019	HiPerCab® Medium
HI100/1004P		HiPerCab® Premium



HiPerCab® Premium extension module | H1019

- 7x drawer


Item no.	Dimensions in mm (WxDxH)
HI100/1240A	1005 x 766 x 1019



HiPerCab® basic module | H1219

- 8x drawer

Item no.	Dimensions in mm (WxDxH)	Version
HI120/1241M	1005 x 766 x 1219	HiPerCab® Medium
HI120/1241P		HiPerCab® Premium



HiPerCab® Premium extension module | H1219

- 10x drawer

Item no.	Dimensions in mm (WxDxH)
HI120/4231A	1005 x 766 x 1219

Linkage variants

- Linkage variants are controlled via a Premium basic module.
- Several extension modules can be controlled.
- The HiPerCab® cabinets are connected via a RJ45 Ethernet cable.
- The extension module is additionally listed in the administration software, no further updates are required for this.
- Administration settings of the extension modules are made via the basic HiPerCab® module or the web interface.
- The linkage variants can be chosen as required.
Different cabinet widths and heights as well as front heights can be arranged individually.

Extension module

Item no. HI712/4312A

705 x 766 x 1219 mm (W x D x H)

Front height:

4x 50, 3x 100, 1x 150, 2x 200 mm



Basic module

Item no. HI120/1241P

1005 x 766 x 1219 mm (W x D x H)

Front height:

1x 50, 2x 100, 4x 150, 1x 200 mm

Extension module
Item no. HI120/4231A

1005 x 766 x 1219 mm (W x D x H)

Front height:

4x 50, 2x 100, 3x 150, 1x 200 mm


Extension module
Item no. HI712/4312A

705 x 766 x 1219 mm (W x D x H)

Front height:

4x 50, 3x 100, 1x 150, 2x 200 mm



bedrunka+hirth

Workplace up to date – mehr Raum zum Arbeiten

Offers apply to commerce, craft and industry. Subject to technical modifications and price changes due to increased price of materials. Prices shown are exclusive of statutory value added tax. Subject to printing errors and mistakes. Valid until 30th September 2022. The General Terms and Conditions of Bedrunka+Hirth Gerätebau GmbH can be found on the website at www.bedrunka-hirth.de.

AWP BV

Schaessestraat 15A Unit 20
9070 Destelbergen, Belgium

E-mail: Info@awp.be
Tel.: 09.232.06.78